

RELE' AD IMPULSI MECCANICO

PULSE STEP RELAY

CONFORME ALLE NORME

IN CONFORMITY WITH NORMATIVES

LVD, EMC, EN61000-6-1, EN61000-6-3, EN61000-3-3, EN61000-3-2, EN60669-1

RoHS

IP20



50-60 Hz – 12, 24, 230 Vac

Installazione a parete

Installazione libera o in cassetta di derivazione

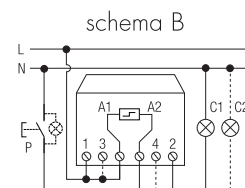
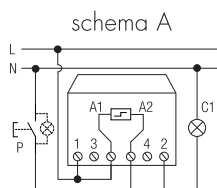
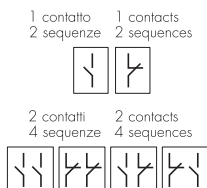
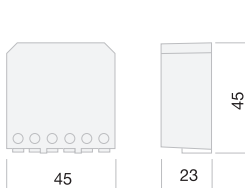
Carico nominale 10 A - 250 Vac

50-60 Hz – 12, 24, 230 Vac

On wall installation

Junction box or free mounting

Rated load 10A - 250 Vac



CODICE	TENSIONE	INCANDESCENZA	ALOGENA	FLUORESCENZA	LED 230V	PULSANTI LUMINOSI COLLEGABILI	CONTATTI	SCHEMA	PESO
CODE	VOLTAGE	INCANDESCENT	HALOGEN	FLUORESCENT	LED 230V	CONNECTABLE ILLUMINATED PUSH-BUTTONS	CONTACTS	DIAGRAM	WEIGHT
	Vac	Watt	Watt	Watt	Watt				gr
RE012IN	12	1000	700	350	100*	4	1 NO	A	55
RE024IN	24	1000	700	350	100*	4	1 NO	A	55
RE230IN	230	1000	700	350	100*	4	1 NO	A	55
RE012CO	12	1000	700	350	100*	4	2 NO	B	55
RE024CO	24	1000	700	350	100*	4	2 NO	B	55
RE230CO	230	1000	700	350	100*	4	2 NO	B	55
CO250RE	1,5 uF / 250 Vac	condensatore, consente fino a 25 pulsanti luminosi collegabili / capacitor allows to connect max 25 illuminated push buttons							10

